

Sri A.S.N.M. GOVERNMENT COLLEGE (A),
PALAKOL, W.G. Dt. – 534 260

(Reaccredited by NAAC with “B” Grade and 2.61 CGPA)
(Affiliated to Adikavi Nannaya University, Rajamahendravaram)

Department of Commerce



Results Analysis

For the Academic Year
2021-2022

V SEMESTER RESULTS, JANUARY 2022

Dates of Examinations, Central Valuation and Publication of Results.

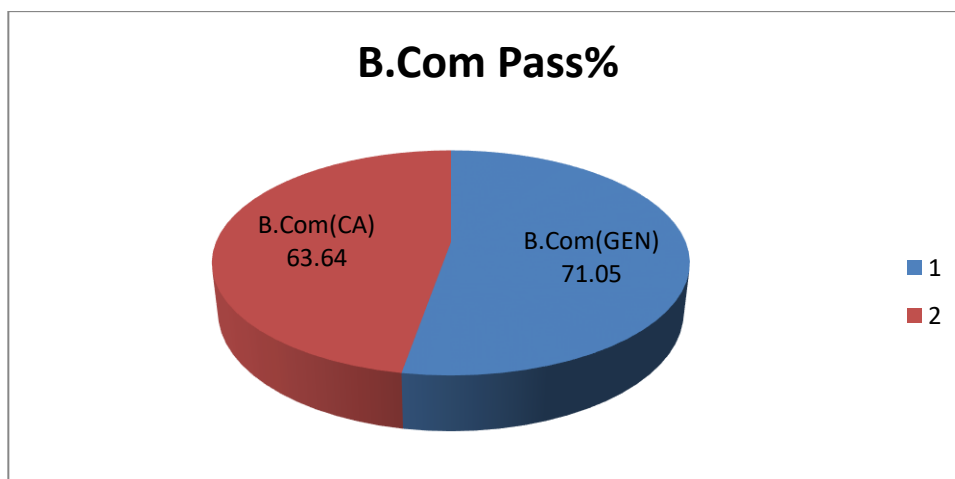
Continuous Internal Assessment, CIA	
I CIA Written Exams	22-11-2021 to 25-11-2021
II CIA Written Exams	20-01-2022 to 24-01-2022
Semester Exam	
Theory	03-02-2022 to 11-02-2022
Publication of Results	
ODD Semester	24-02-2022

SEMESTER-V

Month & Year: January-2022

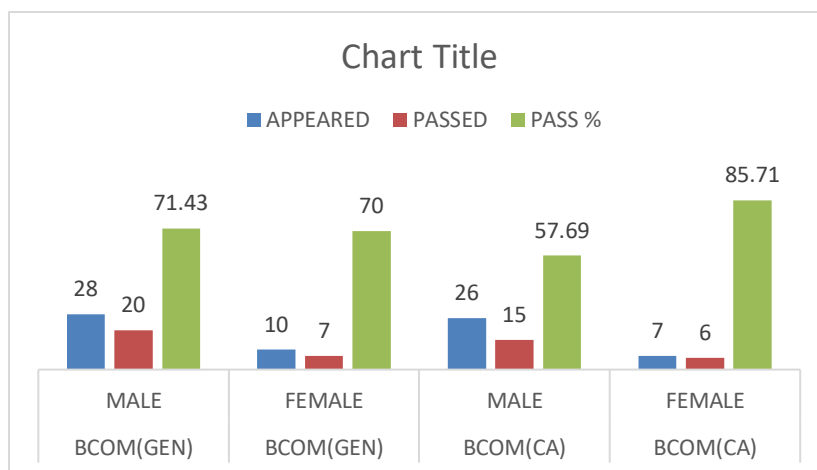
V Semester Practical Result Analysis - January-2022

Group	Appeared	Passed	Pass%
B.Com(GEN)	38	27	71.05
B.Com(CA)	33	21	63.64
Total	71	48	67.61



V Semester Gender Wise Results of January-2022

GROUP	GENDER	APPEARED	PASSED	PASS %
BCOM	MALE	28	20	71.43
BCOM	FEMALE	10	7	70.00
BCOMCA	MALE	26	15	57.69
BCOMCA	FEMALE	7	6	85.71



I & III SEMESTER RESULTS, APRIL -2022

Dates of Examinations, Central Valuation and Publication of Results.

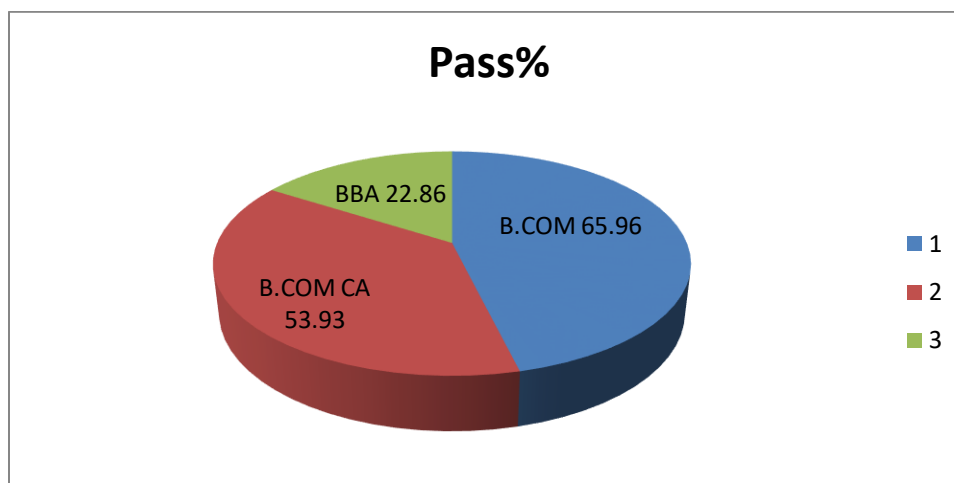
Continuous Internal Assessment, CIA	
I CIA Written Exams	I-27-01-2022 to 29-01-2022 III-03-03-2022 to 05-03-2022
II CIA Written Exams	28-03-2022 to 30-03-2022
Semester Exam	
Theory	I--11-04-2022 TO 21-04-2022 III--11.04.2022 TO 22-04-2022
Publication of Results	
ODD Semester	13-05-2022

SEMESTER-I

Month & Year: APRIL-2022

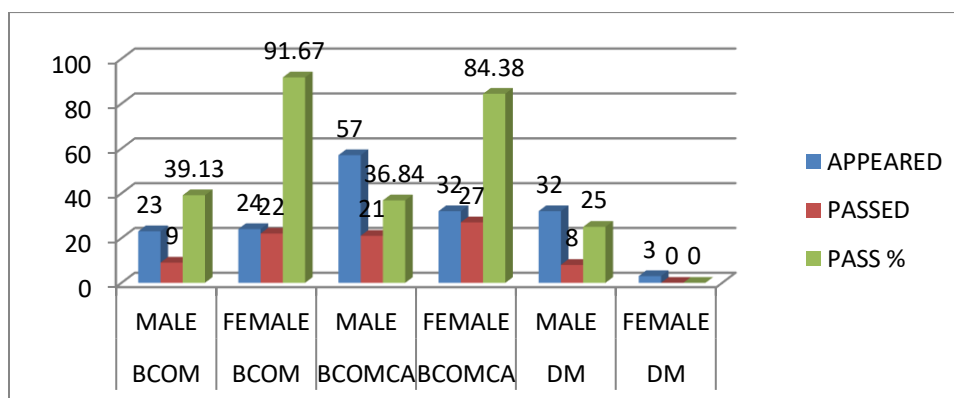
APRIL-2022 Semester-I Course-wise Result Analysis

Group	Appeared	Passed	Pass%
B.COM.	47	31	65.96
B.COM(CA)	89	48	53.93
BBA	35	8	22.86
Total	171	87	50.87



Semester I Gender-wise Results of APRIL-2022

GROUP	GENDER	APPEARED	PASSED	PASS %
BCOM	MALE	23	9	39.13
BCOM	FEMALE	24	22	91.67
BCOMCA	MALE	57	21	36.84
BCOMCA	FEMALE	32	27	84.38
DM	MALE	32	8	25.00
DM	FEMALE	3	0	0.00

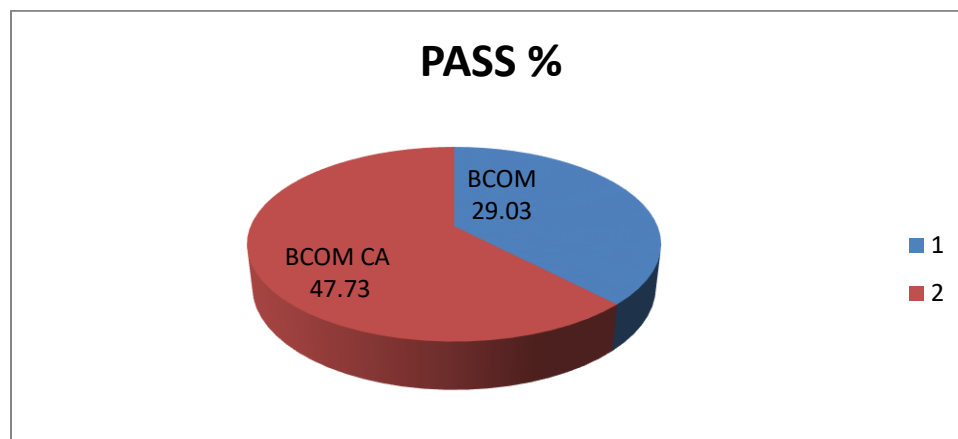


SEMESTER-III

Month & Year: APRIL-2022

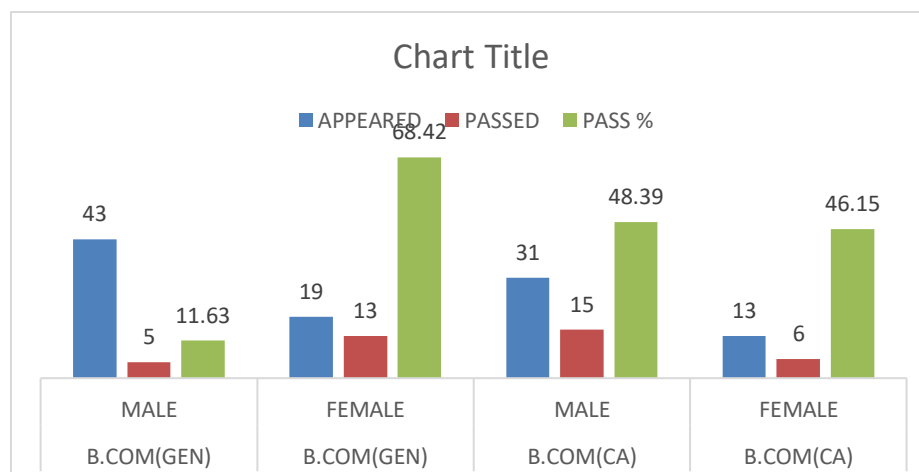
APRIL-2022 Semester-III Course wise Result Analysis

GROUP	APPEARED	PASSED	PASS %
BCOM	62	18	29.03
BCOMCA	44	21	47.73
Total	106	39	36.79



Semester-III Gender-wise Results of UG APRIL-2022

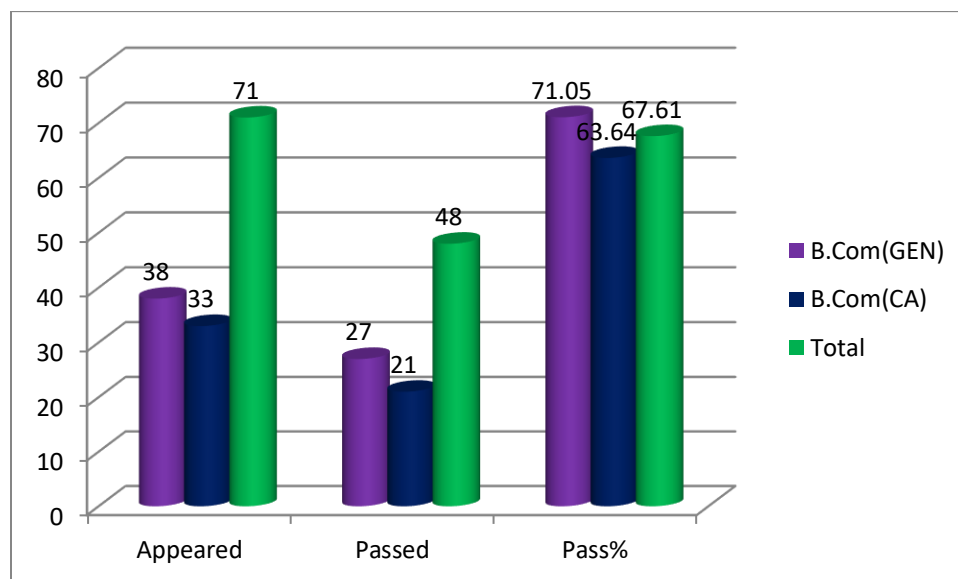
GROUP	GENDER	APPEARED	PASSED	PASS %
BCOM	MALE	43	5	11.63
BCOM	FEMALE	19	13	68.42
BCOMCA	MALE	31	15	48.39
BCOMCA	FEMALE	13	6	46.15



I, III& V OVERAL ODD SEMESTER RESULTS

SEMESTER	APPEARED	PASSED	PASS %
I	171	87	50.87
III	106	39	36.79
V	71	48	67.61

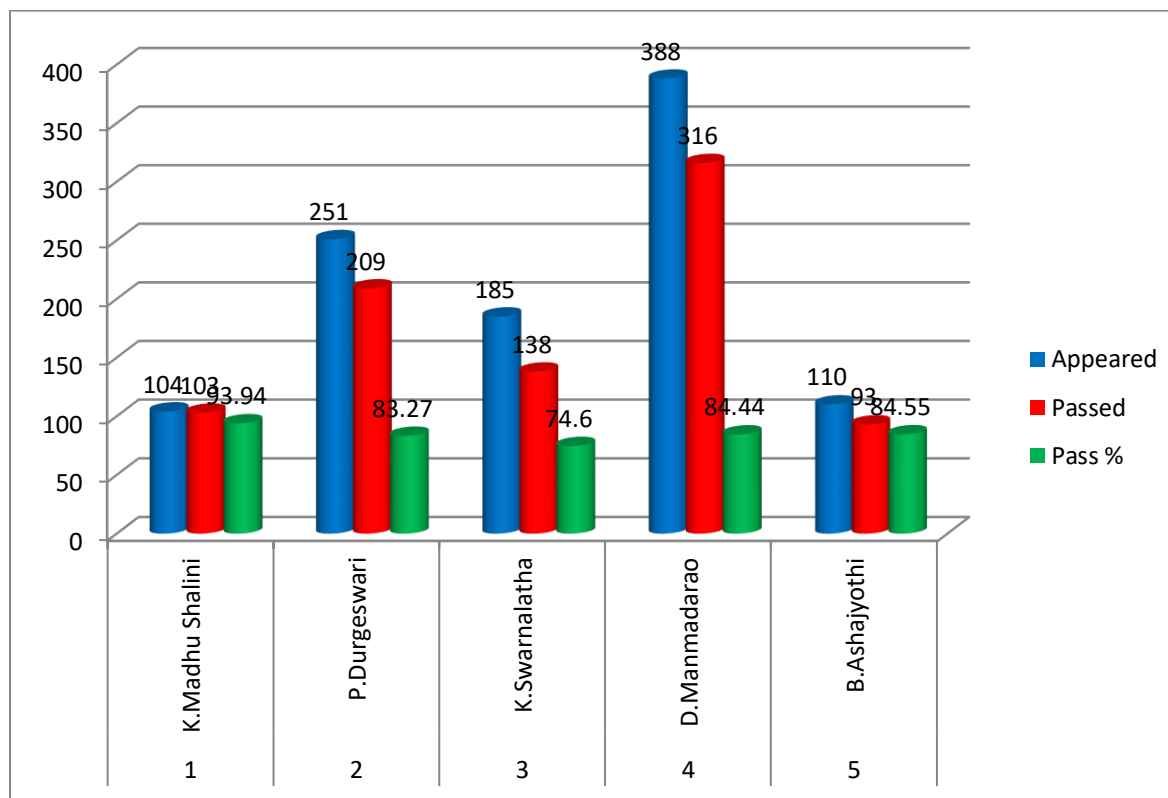
Table Analysis



Commerce Faculty-wise Overall Odd Semesters Pass Rate Jan, April 2022

S.No.	Name of the Faculty	Course Codes	Name of the Course	Appeared	Passed	Pass %
1	K.Madhu Shalini	SBC 5.1	Business Leadership	71	71	100
		2E 5.3	Taxation	33	32	96.97
			Total	104	103	93.94
2	P.Durgeswari	1B	Business Organization and Management	136	109	80.15
		DSC 1A	Principles of Management	37	24	64.86
		2E 5.3	GST	39	37	94.87
		F 5.5	Life Insurance	39	39	100
			Total	251	209	83.27
3	K.Swarnalatha	1C	Business Environment	47	37	78.72
		3C	Marketing	66	30	45.45
		2C	Banking Theory Practices	33	32	96.97
		F 5.6	Non Life Insurance	39	39	100
			Total	185	138	74.60
4	D.Manmadarao	1A	Fundamentals of Accounting-1	136	108	79.41
		3A	Advanced Accounting	109	86	78.90
		2E 5.2	Cost Accounting	72	51	70.83
		2E 5.4	Commercial Geography	71	71	90.91
			Total	388	316	84.44
5	B.Ashajyothi	DSC 3A	Fundamentals of Marketing and Digital Marketing	35	23	65.71
		3B	Business Statistics	110	93	84.55
			Total	145	116	80.00

Commerce Faculty-wise Overall Odd Semesters Pass Rate



VI SEMESTER RESULTS, JULY -2022

Dates of Examinations, Central Valuation and Publication of Results.

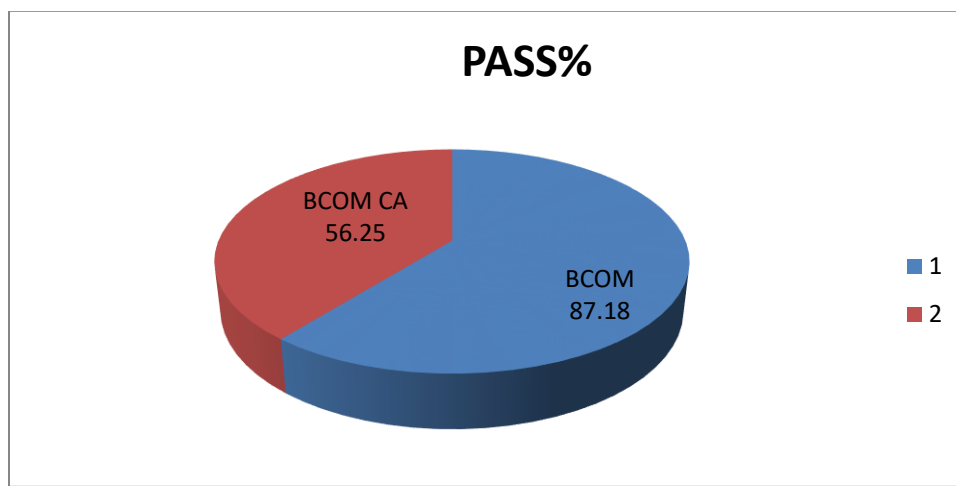
Continuous Internal Assessment, CIA	
I CIA Written Exams	05-05-2022 TO 07-05-2022
II CIA Written Exams	27-06-2022 to 29-06-2022
Semester Exam	
Theory	11-07-2022 TO 18-07-2022
Publication of Results	
ODD Semester	02-08-2022

SEMESTER-VI

Month & Year: July-2022

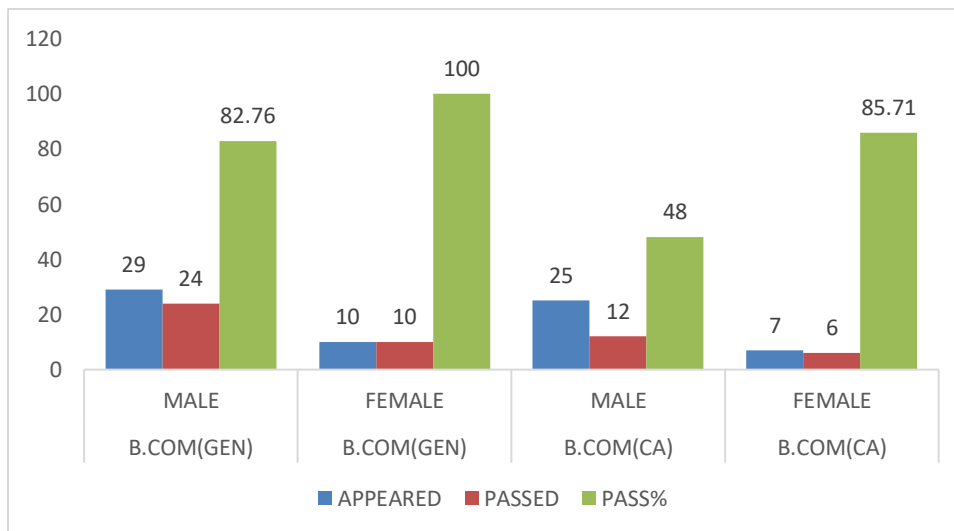
July-2022 Semester-VI Course-wise Result Analysis

GROUP	APPEARED	PASSED	PASS%
BCOM	39	34	87.18
BCOMCA	32	18	56.25
Total	71	52	73.24



Semester- VI Gender-wise Results of July-2022

GROUP	GENDER	APPEARED	PASSED	PASS %
BCOM	MALE	29	24	82.76
BCOM	FEMALE	10	10	100.00
BCOMCA	MALE	25	12	48.00
BCOMCA	FEMALE	7	6	85.71



II,IV SEMESTER RESULTS, SEPTEMBER-2022

Dates of Examinations, Central Valuation and Publication of Results

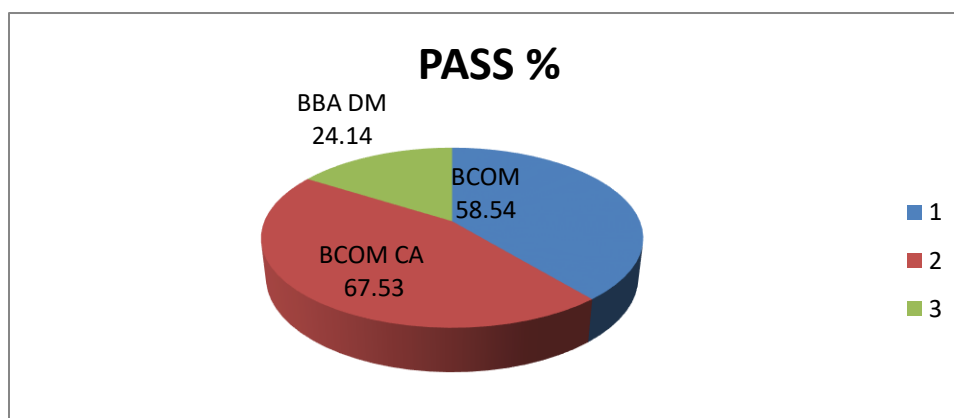
Continuous Internal Assessment, CIA	
I CIA Written Exams	20-07-2022 TO 22-07-2022
II CIA Written Exams	01-09-2022 TO 05-09-2022
Semester Exam	
Theory	II--09-09-2022 TO 20-09-2022
	IV--09-09-2022 TO 19-09-2022
Publication of Results	
ODD Semester	29-09-2022

SEMESTER-II

Month & Year: SEPTEMBER2022

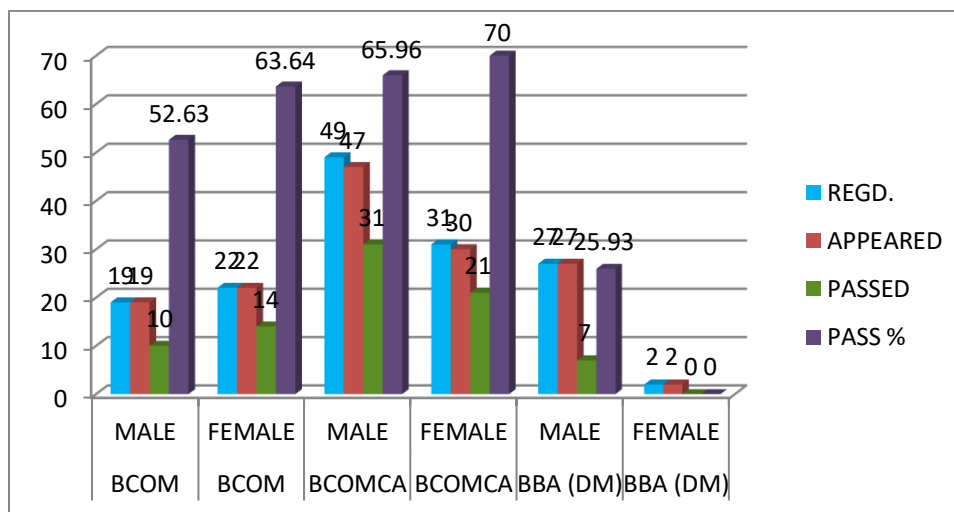
September-2022 Semester-II Course-wise Result Analysis

GROUP	APPEARED	PASSED	PASS %
BCOM	41	24	58.54
BCOMCA	77	52	67.53
DM	29	7	24.14
Total	127	83	65.35



Semester – II Gender-wise Results of September-2022

GROUP	GENDER	REGD.	APPEARED	PASSED	PASS %
BCOM	MALE	19	19	10	52.63
BCOM	FEMALE	22	22	14	63.64
BCOMCA	MALE	49	47	31	65.96
BCOMCA	FEMALE	31	30	21	70.00
BBA (DM)	MALE	27	27	7	25.93
BBA (DM)	FEMALE	2	2	0	0.00

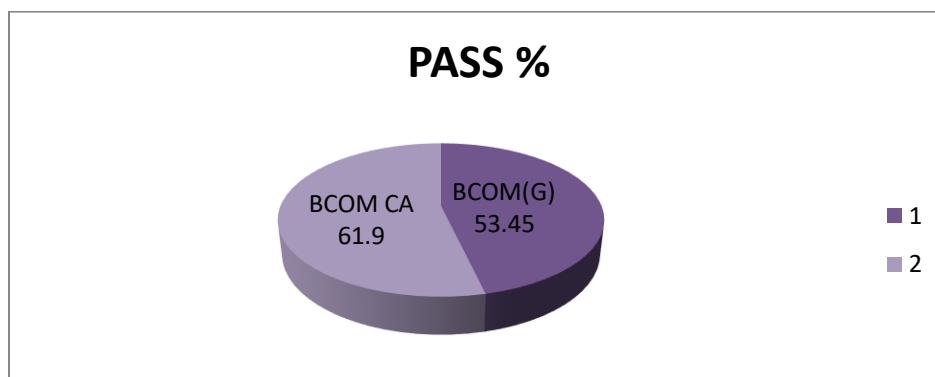


SEMESTER-IV

Month & Year: SEPTEMBER-2022

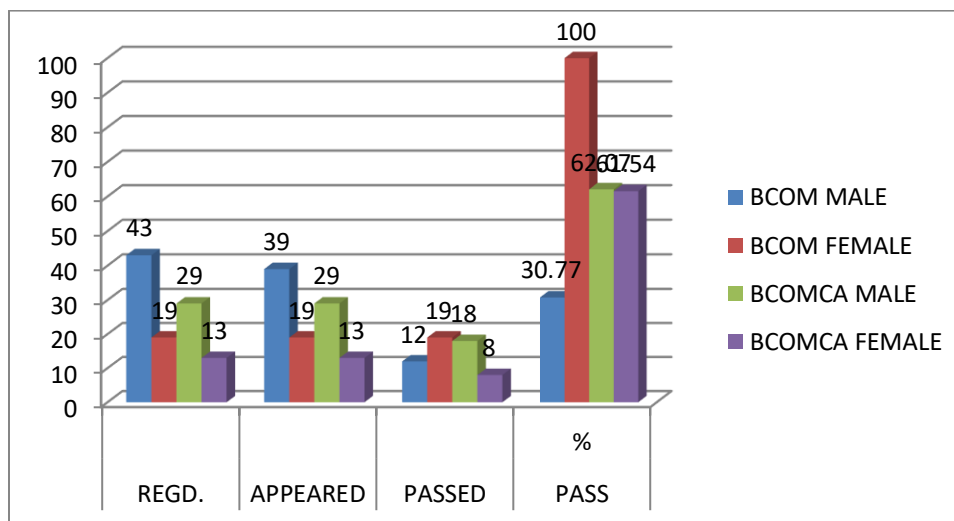
September-2022 Semester-IV Course-wise Result Analysis

GROUP	APPEARED	PASSED	PASS %
BCOM(G)	58	31	53.45
BCOMCA	42	26	61.90
Total	100	57	57



Semester IV Gender-wise Overall Results of SEPTEMBER-2022

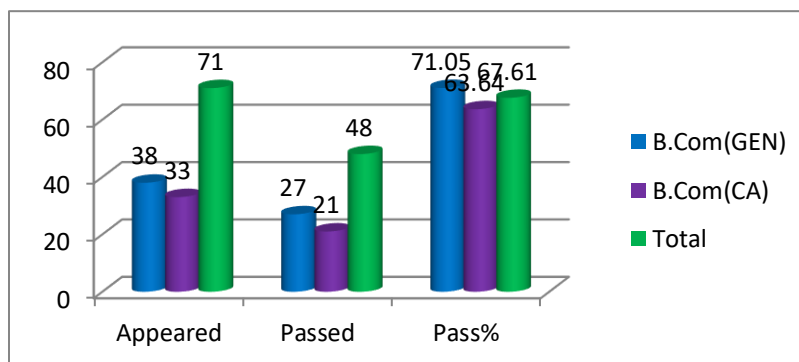
GROUP	GENDER	REGD.	APPEARED	PASSED	PASS %
BCOM	MALE	43	39	12	30.77
BCOM	FEMALE	19	19	19	100.00
BCOMCA	MALE	29	29	18	62.07
BCOMCA	FEMALE	13	13	8	61.54



II, IV & VI OVERAL EVEN SEMESTER RESULTS

SEMESTER	APPEARED	PASSED	PASS %
II	127	83	65.35
IV	100	57	57
VI	71	52	73.24

Table Analysis



Commerce Faculty-wise Overall Odd Semesters Pass Rate Jan, April 2022

S.No.	Name of the Faculty	Course Codes	Name of the Course	Appeared	Passed	Pass %
1	P.Durgeswari	DSC 2B	Digital and Social Marketing	29	27	93.10
		SDC2	Logistics and Supply Chain management	148	140	94.59
		4D	Business Laws	102	90	88.24
		H 6.5	Marketing of Insurance Services	39	39	100
		SBC 6.1	Tally	39	36	92.31
			Total	357	206	57.7
2	K.Swarnalatha	2C	Banking Theory & Practice	41	39	95.12
		4B	Cost and Management Accounting	103	85	82.52
		4E	Auditing	101	90	89.11
		1G 6.2	Marketing	72	69	95.83
		H 6.6	Insurance Regulatory Frame Work	39	39	100
			Total	356	322	90.45
3	D.Manmadarao	2A	Financial Accounting	119	116	97.48
		4A	Corporate Accounting	103	80	77.67
		4F	Goods and Service Tax	59	49	83.05
		3G 6.4	Management Accounting	72	58	80.56
		6.1	Event Management	32	30	93.75
			Total	385	333	86.49
4	B.Ashajyothi	DSC 1B	Accounting for Managers	29	28	96.55
		4C	Income Tax	102	94	92.16
		2G 6.3	Auditing	72	66	91.67
			Total	203	188	92.61

Commerce Faculty-wise Overall Odd Semesters Pass Rate

